
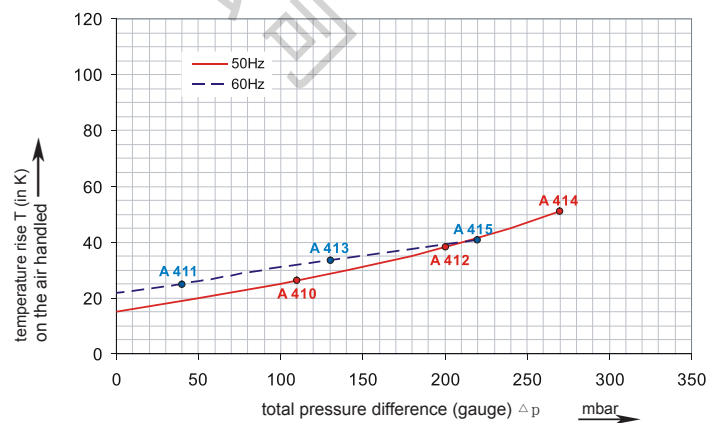
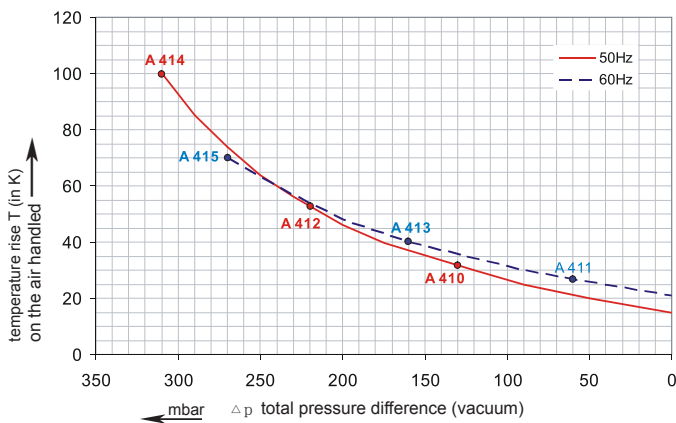
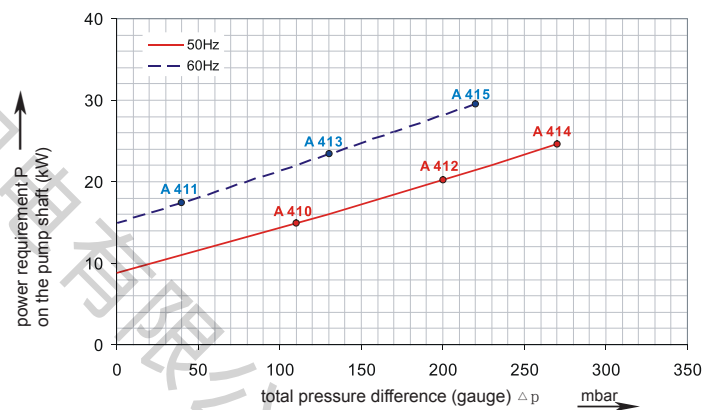
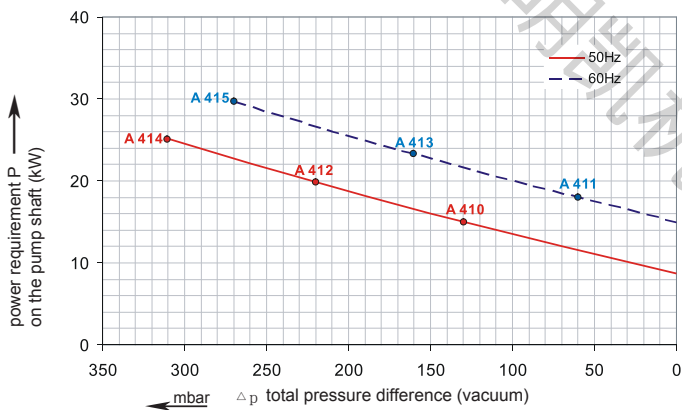
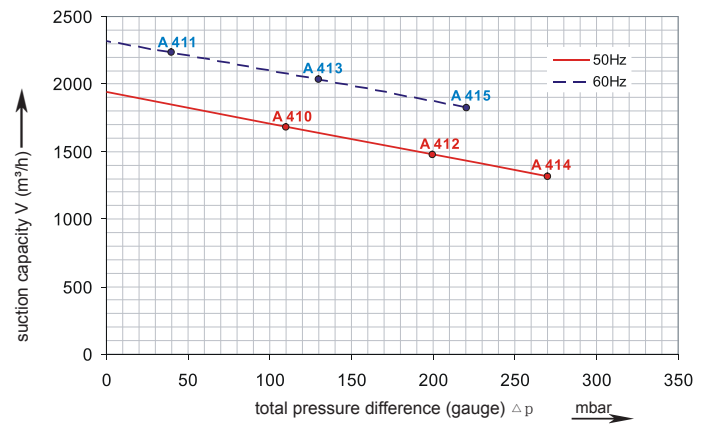
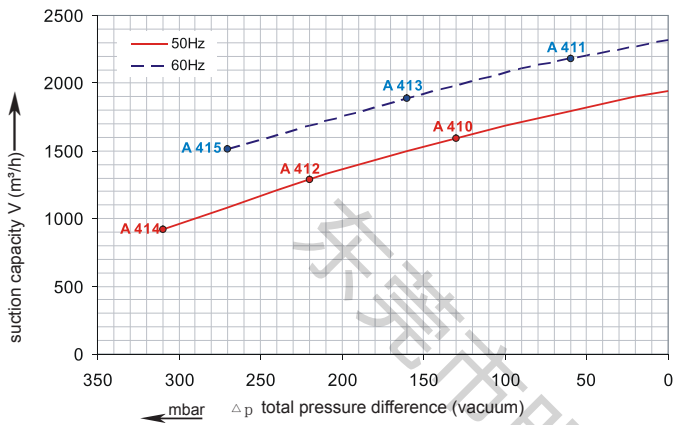


Data sheet 2MV 940



真空性能参数曲线图

压缩性能参数曲线图




性能曲线基于温度为15°C、大气压为1013毫巴的空气，公差为+/- 10 %。
总压差适用于最高25°C的吸入温度和环境温度。

每种2MV型都可以在规定的总性能曲线范围内作为真空泵和压缩机连续运行。

选型订购参数

Type 2MV 940

Curve No.	Order No.	Fre- quency	Rated power	Input voltage		Input current		Permissible total differential pressure ²⁾		Sound pressure level ³⁾	Weight ca.
				Hz	kW	V	A	Vacuum mbar	Compressor mbar		
3~ 50/60 Hz IP55 insulation material class F 1)											
A 410	2MV 940 H27	50	15.0	345D...415D	600Y...720Y	35.0D	20.0Y	-130	110	75	187
A 411	2MV 940 H27	60	17.5	380D...480D	660Y...720Y	36.5D	21.0Y	-60	40	84	187
A 412	2MV 940 H37	50	20.0	345D...415D	600Y...720Y	40.0D	23.0Y	-220	200	75	212
A 413	2MV 940 H37	60	23.0	380D...480D	660Y...720Y	42.0D	24.2Y	-160	130	84	212
A 414	2MV 940 H47	50	25.0	345D...415D	600Y...720Y	52.0D	30.0Y	-310	270	75	219
A 415	2MV 940 H47	60	29.0	380D...480D	660Y...720Y	52.0D	30.0Y	-270	220	84	219



Other voltage ranges		
		2MV940 <input type="checkbox"/> <input type="checkbox"/>
50Hz	60Hz	↑ ↑
3~		
185...225 V D/320...390 V Y	200...240 V D/345...415 V Y	H 1
200...240 V D/345...415 V Y	200...275 V D/380...480 V Y	H 6
345...415 V D	380...480 V D	H 7
500 V D	575VD	C 5

Further voltage range on request; please quote in plain text.

电机是根据DIN EN 60 034 / DIN IEC 34-1和温度等级f设计的 对于三相电机，固定电压的公差为+/- 10%，电压范围的公差为+/- 5%。
单相电机的设计公差为+/- 5%。如果只有90%的最大允许压力用于连续运行，那么允许电压范围增加到+/- 10%。